

English

1. Do Page no. 2 , 3, 5, 7 in Holiday Home Work Book.
2. Do worksheets and paste in your English notebook.
3. Learn all the syllabus of I periodic test.
4. Draw a picture of your favourite toy and write five lines about it. In holiday homework notebook.
5. Read your English book (L-3 to L-5). Write two words daily with their meaning in holiday homework notebook.

हिन्दी

1. पाँच पेज सुलेख लिखें।
2. मात्राओं पर आधारित दो-दो कठिन शब्द कॉपी में लिखें।
3. 1st periodic test का पाठ्यक्रम याद करें।

गतिविधि :-

- अपने प्रिय त्योहार पर **कविता** अथवा **5 पंक्तियाँ** सजावट के साथ A-4 Size sheet पर तैयार करें।

Holiday Home Work Book:

- पेज नंबर 38 से 42 तक पुस्तक में करें।

कार्यपत्रिका (Worksheet):

- कार्यपत्रिका का कार्य पूरा करके हिन्दी की कॉपी में चिपकाएँ।

Maths

1. Do these pages in Holiday Homework book page no. 20 to 23.
2. Learn and write the tables of 2 to 10.
3. Learn and write the word counting 1 to 50.
4. Do practice of addition sums (carry and borrow) 5 sums daily.

5. Do practice of subtraction sums (5 sums daily).
6. Do practice of all 1st periodic syllabus.
7. Make a simple addition worksheet and solve the given sums, and assign different colour each answer.

- | | | |
|---------|---------|---------|
| (a) 415 | (c) 154 | (e) 536 |
| (b) 210 | (d) 120 | (f) 405 |



1. Do these page no. 10, 11, 12, 14. in holiday home work book.
2. Do worksheets and paste in your EVS copy .
3. Learn all 1st periodic syllabus.

Activity:

- Make a small “First aid box” and keep these things in this box. (Roll no.1 to 13)
(a) Bandage (b) Cotton (c) Dettol (d) Antiseptic Cream
- How does a seed germinate and grow into a new plant (book page no. 7).
Paste or draw a picture on A4 size sheet. (Roll no.14 to 26)
- Draw picture collage to show living and non-living things on A3 size sheet.
(Roll no. 27 to 39)



1. Do these page no.31, 32, 34, 35, 37 in your holiday home work book.
2. Do the worksheets and paste in G.K. notebook.
3. Learn all periodic-I syllabus.
4. Write 2 English news daily in seprate notebook.

Pt. Yadram Secondary Public school
Class 2 English Worksheet I
Lesson: Friends Forever & The Sentence

Name: _____

Date: _____

1. Tick (✓) the Sentences and Cross (✗) the Groups of Words

- a) Bees give honey. _____
- b) Plays hockey he. _____
- c) We worship God. _____
- d) Tree on nest a is the. _____
- e) Two baby birds are in a nest. _____

2. Rearrange the words to make correct sentences

a) are / friends / We

b) on / Gita / is / the / see-saw

c) honey / give / Bees

d) children / playground / The / in / are / the

e) shirt / his / wearing / is / boy / A

3. Fill in the Blanks

(friend, slide, doctor, washing machine, Chandigarh)

- a) Aryan and Jaspreet are on the _____.
- b) A _____ looks after sick people.
- c) We should be kind to our _____.
- d) Ankit is putting clothes in the _____.
- e) The Sharma family lives in _____.

4. Choose the Correct Answer (MCQs)

a) Where does the Sharma family live?

- Delhi Chandigarh Jaipur

b) Who is on the see-saw with Gita?

Ruksana Shahid Amit

c) Deepak and Shahid are on the:

Slide Monkey bars Merry-go-round

d) What do good friends do?

Fight Quarrel Play together

e) Which proverb is given in the lesson?

Honesty is the best policy A friend in need is a friend indeed

Unity is strength

5. Match the Following

1. Gita and Ruksana	see-saw
2. Deepak and Shahid	monkey bars
3. Aryan and Jaspreet	slide
4. Doctor	sick people
5. Washing machine	clothes

6. Make sentences

a) Family – _____

b) Quarrel – _____

7. True or False

a) Friends should quarrel with each other. _____

b) The children enjoyed playing in the playground. _____

c) A sentence gives complete meaning. _____

d) "Playing casio" is a complete sentence. _____

e) Shahid and Ruksana are from the Khan family. _____

8. Complete the given sentence:

- Moral Value: Good friends love, help and _____.

Pt. Yadram Secondary Public school
Class 2 English Worksheet II

Name: _____

Date: _____

Q1. Give the Meanings of the following words:

1. Uniform: _____
2. Clinic: _____
3. Grocery: _____
4. Greeted: _____

Q2. Frame a sentence using each word below:

1. Grocery: _____
2. Uniform: _____
3. Greeted: _____
4. Clinic: _____

Q3. Fill in the blanks with Naming Words (Nouns):

1. I like to play with a _____.
2. My favourite animal is a _____.
3. I go to study in a _____.
4. My _____ teaches me English.
5. I want to buy a new _____ for myself.

Q4. Rearrange the jumbled words to make correct sentences:

1. plays / Hitesh / flute / the
Ans: _____
2. hides / rabbit / the / hole / in / the
Ans: _____
3. doll / the / is / bed / the / on
Ans: _____
4. lunch / eating / are / we / our
Ans: _____
5. my / family / is / this
Ans: _____

Q5. Punctuation: Put a Full Stop (.) or Question Mark (?) at the end:

1. What is your name ____
2. I live in Delhi ____

3. Where do you live ____
4. We go to school everyday ____
5. Is your uniform ready ____

Q6. Fill in the blanks with Articles (A, An, or The):

1. ____ Red Fort is in Delhi.
2. I have ____ apple in my bag.
3. Give me ____ pen, please.
4. I saw ____ ant on the floor.
5. ____ Taj Mahal is very beautiful.

Q7. Vocabulary - Find the 'Same Meaning' (Synonyms) word:
(Choose from: Huge, Glad, Tidy, Pretty, Handsome)

1. Big: _____
2. Happy: _____
3. Clean: _____
4. Beautiful: _____
5. Good-looking: _____

Q8. Tick (✓) the correct option from the story:

1. John's uncle, Dr. Brown, is a:
a) Teacher b) Doctor c) Police officer
2. Who stitches Rahul's shirts and trousers?
a) Mr. Sharma b) Mr. Kumar c) Mr. Verma
3. Mr. Sharma sells:
a) Medicines b) Groceries c) Clothes
4. Who showed John a bird's nest in the garden?
a) Ramveer b) Rajveer c) Paramveer
5. Where did John see the three tiny eggs?
a) In a box b) In a nest c) In the kitchen

Pt. Yadram Secondary Public School

Subject: Hindi (मानस + हिंदी व्याकरण)

पाठ - 1 ("हमें बनाना स्वर्ग देश को")

Worksheet No. 1

प्रश्न 1- वचन बदलिए-

1. बात - _____
2. चादर - _____
3. कपड़ा - _____

प्रश्न 2- लिंग बदलिए -

1. पिता - _____
2. काका - _____
3. दूल्हा - _____

प्रश्न 3- विलोम शब्द लिखिए -

1. फूल - _____
2. सही - _____
3. कच्चा - _____

प्रश्न 4- रिक्त स्थान भरें | (मानस पाठ -1)-

1. हमें अपने देश को _____ बनाना है।
2. हम सब एक डाल के _____ हैं |
3. हम सब आपस में _____ हैं |

प्रश्न 5- भाषा और लिपि का सही मिलान कीजिए।

भाषा लिपि

1. हिंदी रोमन
2. अंग्रेजी देवनागरी
3. पंजाबी फ़ारसी
4. उर्दू गुरुमुखी

प्रश्न 6- समान तुक वाले शब्द लिखिए।

1. फूल - _____
2. गाओ - _____

प्रश्न 7- निम्नलिखित शब्दों के अर्थ लिखिए।

1. कलह-क्लेश - _____

2. डाल - _____

प्रश्न 8- रिक्त स्थान भरिए | (हिंदी व्याकरण पाठ -1)

1. भाषा के लिखने की ढंग को _____ कहते हैं |
2. पत्र लिखना भाषा का _____ रूप है।

प्रश्न 9- निम्नलिखित प्रश्नों के उत्तर लिखिए।

1. भाषा के कितने प्रकार होते हैं?

उत्तर- _____

2. हमें आपस में कैसे रहना चाहिए?

उत्तर- _____

3. हम एक डाल के फूल कैसे बन सकते हैं?

उत्तर- _____

4. गोरे-काले का भेद क्यों बुरा है?

उत्तर- _____

Pt. Ram Secondary Public School

Subject: Hindi (मानस + हिंदी व्याकरण)

पाठ - 2 ("विद्यालय में पहला दिन")

Worksheet No. 2

प्रश्न 1. पर्यायवाची शब्द लिखिए।

1. आग - _____
2. रात - _____
3. पानी - _____

प्रश्न 2. एक शब्द में उत्तर दीजिए।

1. राहुल किस कक्षा में पढ़ता है? _____
2. राहुल ने विद्यालय के शिक्षकों को कैसा बताया? _____

प्रश्न 3. निम्नलिखित शब्दों के अर्थ लिखकर वाक्य बनाइए।

1. विद्यालय - _____

वाक्य: _____

2. सर्वश्रेष्ठ - _____

वाक्य: _____

प्रश्न 4. रिक्त स्थान भरे | (मानस पाठ 2 पर आधारित)

1. हमारे अध्यापक _____ से कार्य करते हैं |
2. यह विद्यालय नगर के _____ विद्यालयों में से एक है |
3. मुझे इस विद्यालय में प्रवेश प्राप्त करके अत्यंत _____ हो रही है।

प्रश्न 5. रिक्त स्थान भरे | (हिंदी व्याकरण पाठ 2 पर आधारित)

1. संयुक्त व्यंजन _____ होते हैं।
2. हिंदी वर्णमाला में स्वर _____ होते हैं।
3. हिंदी वर्णमाला में व्यंजन _____ होते हैं।

प्रश्न 6. विलोम शब्द लिखिए।

1. मित्र - _____
2. दिन - _____
3. प्रसन्न - _____

प्रश्न 7. शब्दों का विच्छेद कीजिए।

1. विद्यालय - _____ + _____
2. पुस्तकालय - _____ + _____

3. शुभागमन - _____ + _____

प्रश्न 8. निम्नलिखित प्रश्नों के उत्तर दीजिए।

1. ईशान किस विषय में कमजोर है?

उत्तर- _____

2. हिंदी भाषा की सबसे छोटी इकाई को क्या कहते हैं?

उत्तर- _____

3. ईशान ने किस कक्षा में प्रवेश लिया है?

उत्तर- _____

4. वर्ण कितने प्रकार के होते हैं?

उत्तर- _____

Pt. yadram Secondary Public School

Subject: Hindi (मानस + हिंदी व्याकरण)

पाठ - 3 ("साहसी श्वेता")

Worksheet no.-3

प्रश्न 1. मेरा परिचय पर 6 पंक्तियां लिखिए

1. _____
2. _____
3. _____
4. _____
5. _____
6. _____

प्रश्न 2. अनेक शब्दों के लिए एक शब्द लिखिए।

1. जो पढ़ाई करता हो - _____
2. जो मूर्ति बनाता हो - _____
3. जो कपड़े धोता हो - _____

प्रश्न 3. निम्नलिखित शब्दों के अर्थ लिखकर वाक्य बनाइए ।

1. साहस - _____
वाक्य - _____
2. प्रशंसा - _____
वाक्य - _____

प्रश्न 4. उचित मात्रा लगाकर शब्दों को पूरा कीजिए।

1. खरगश - _____
2. ततल - _____
3. बलक - _____

प्रश्न 5. एक शब्द में उत्तर दीजिए।

1. दोनों डाकुओं के हाथ में क्या था? _____
2. श्वेता ने किस पर बैठकर 26 जनवरी की परेड में हिस्सा लिया? _____

प्रश्न 6. किसने कहा, किससे कहा?

1. "घड़े में पानी नहीं है।" _____
2. "शोर ना मचाना।" _____

प्रश्न 7. अशुद्ध शब्दों को शुद्ध करके लिखिए।

1. प्रेड - _____
2. दूकान - _____
3. प्रसंशा - _____

प्रश्न 8. अक्षरों को सही क्रम में लगाकर सार्थक शब्द लिखिए।

1. डीमलो - _____

2. चिली - _____

3. राजगा - _____

प्रश्न 9. नीचे दी गई मात्रा से दो-दो शब्द बनाइए ।

1. ी = _____

2. औ = _____

प्रश्न 10. निम्नलिखित प्रश्नों के उत्तर लिखिए।

1. डाकू कैसे पकड़े गए?

उत्तर- _____

2. श्वेता के घर डाकू क्यों आए?

उत्तर- _____

3. कौन से स्वर की मात्रा नहीं होती?

उत्तर- _____

4. डाकू ने पानी क्यों मांगा?

उत्तर- _____

Pt. Yadram Secondary Public School

Subject - Maths

Worksheet No. 1

Q1. Add the following :-

$$\begin{array}{r} 28 \\ + 31 \\ \hline \end{array}$$

$$\begin{array}{r} 47 \\ + 21 \\ \hline \end{array}$$

$$\begin{array}{r} 97 \\ + 12 \\ \hline \end{array}$$

$$\begin{array}{r} 73 \\ + 15 \\ \hline \end{array}$$

Q2. Subtract the following :-

$$\begin{array}{r} 38 \\ - 31 \\ \hline \end{array}$$

$$\begin{array}{r} 54 \\ - 11 \\ \hline \end{array}$$

$$\begin{array}{r} 95 \\ - 45 \\ \hline \end{array}$$

$$\begin{array}{r} 66 \\ - 25 \\ \hline \end{array}$$

Q3. Multiply the following :-

$$\begin{array}{r} 9 \\ \times 3 \\ \hline \end{array}$$

$$\begin{array}{r} 5 \\ \times 2 \\ \hline \end{array}$$

$$\begin{array}{r} 6 \\ \times 6 \\ \hline \end{array}$$

$$\begin{array}{r} 4 \\ \times 8 \\ \hline \end{array}$$

Q4. Write the numbers name :-

1. 17 = _____

2. 39 = _____

3. 78 = _____

4. 50 = _____

Q5. Fill in the boxes with '>' or '<' :-

1. 78 () 38

2. 36 () 93

3. 89 () 99

Pt. Yadram Secondary Public School

Subject - Maths

Worksheet No. 2

Q1 Write the place value of underlined digit :-

1. $\underline{9}$ 3 = _____

2. 84 = _____

3. $\underline{7}$ 3 = _____

4. 28 = _____

Q2 Write the numbers in expanded form :-

1. 50 = _____

2. 90 = _____

3. 20 = _____

4. 80 = _____

Q3 Dozing tables :-

1. $9 \times 3 =$ _____

2. $4 \times 9 =$ _____

3. $6 \times 5 =$ _____

4. $7 \times 8 =$ _____

Q4 Write in words :-

1. 136 = _____

2. 288 = _____

3. 393 = _____

4. 401 = _____

Q5 Write the ordinal numbers name :-

1. 7th = _____

2. 5th = _____

3. 4th = _____

4. 10th = _____

Pt. Yadram Secondary Public School

Subject - Maths

Worksheet No. 3

Q1 Write the following numbers in their short form :-

1. $100 + 70 + 4 =$ _____

2. $200 + 50 + 5 =$ _____

3. $150 + 20 + 5 =$ _____

4. $170 + 10 + 20 =$ _____

Q2 Write the place value of each digit in each of the following :-

1. 1 4 9

2. 1 3 9

3. 1 7 6

Q3 Write the digit at a correct place :-

1. $29 =$ _____ Tens _____ Ones

2. $36 =$ _____ Tens _____ Ones

3. $65 =$ _____ Tens _____ Ones

4. $84 =$ _____ Tens _____ Ones

Q4 Circle the ones digit :-

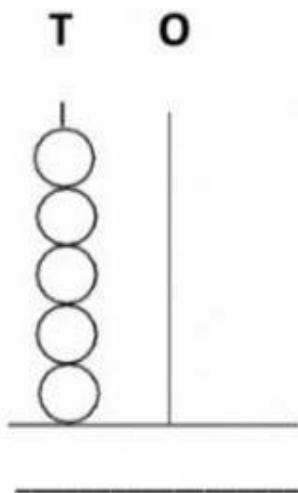
1. 6 3

2. 5 1 8

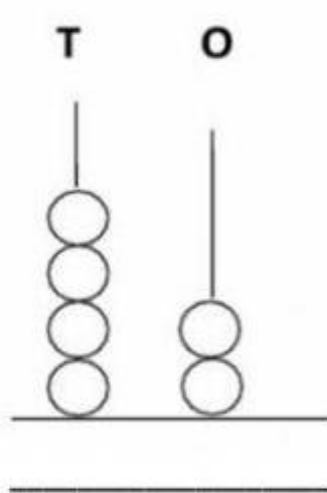
3. 4 2 9

4. 3 0 7

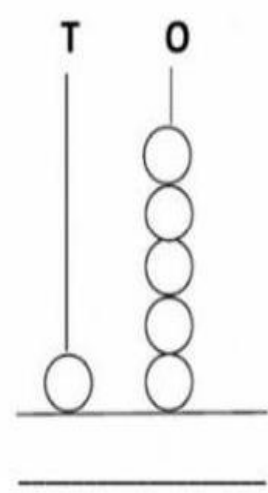
Q5. Read the following abacus and write numbers and its number names:



Number name:



Number name:



Number name:

Pt. Yadram Sec. Public School

Sub – E.V.S

Worksheet no. 1

L=1 [Living and Non-Living]

Q1= Complete it -

1. Earth is full of _____ and _____ things.
2. Living things need _____, water and _____.
3. All living things _____.

Q2= Write Yes or No -

1. Plants take in carbon dioxide and give out oxygen. _____
2. Non-living things grow and change their shape. _____
3. Non-living things reproduce. _____

Q3 = Write (L) for living and (N) for Non-living things-

1.



2.



3.



Q4= Write two examples of movement in living things.

Ans=

Pt. Yadram Sec. Public School

Sub – E.V.S

Worksheet no. 2

L=2 [Human Body]

Q1= Write five sense organs name.

- (1)
- (2)
- (3)
- (4)
- (5)

Q2= Fill in the blanks.

- (1)_____ protects the brain.
- (2)The heart pumps _____ to all parts of the body.
- (3)_____ keep our eyes wet.
- (4)_____ is the largest organ of our body.

Q3= Write “yes” or “No”

- (1)Blood is green in colour.
- (2)The blood supplies oxygen to all parts of the body.

Q4= How does the food reach our stomach?

Ans=

Q5= what does the wind pipe carry to the lungs?

Ans=

Pt. Yadram Sec. Public School

Sub – E.V.S

Worksheet no. 3

L=3 [House]

Q1= Fill in the blanks-

- (1) Eskimos live in _____.
- (2) A tent house is made of _____.
- (3) _____ prevent snow from settling on them.
- (4) Houses in the plains have _____ roofs.
- (5) _____ is a temporary house.

Q2= Answer the following questions-

(1) Why do we need a house ?

Ans=

(2) Why do the houses in hill stations have sloping roofs ?

Ans=

(3) What are temporary houses ?

Ans=

Pt. Yadram Sec. Public School

Sub – G.K.

Worksheet no. 1

L= 1 and 2 and 3

Q1= Write answer in one word.

1. We get milk from _____.
2. We get eggs from _____.
3. We get wool from _____.
4. We get silk from _____.

Q2= Write collective nouns for these animals groups.

1. A _____ of sheep.
2. A _____ of dogs.
3. A _____ of elephants.
4. A _____ of fish.

Q3 = ✓ the correct word for these products.

1. Honey bee gives us pulses/honey.
2. We get wool/tool from sheep.
3. Hen gives us powder/eggs.
4. Animal limbs/ skin is used to shoes and belts.

Pt. Yadram Sec. Public School

Sub – G.K.

Worksheet no. 2

L= 4, 5 and 6

Q1= Write animals name which have some special qualities.

(1) Which bear lives in Arctic region ?

Ans=

(2) Which animal stores water in its hump ?

Ans=

(3) Name the national animal of India.

Ans=

(4) Name the animal without brain.

Ans=

Q2= Fill in the blanks :-

(1) It is the bird that can see well at night _____.

(2) It is the fastest running bird that cannot fly _____.

(3) An animal that carries its baby in a pouch _____.

(4) An animal whose favourite food is honey _____.

Q3= Write any five aquatic animals.

(1)

(2)

(3)

(4)

(5)

Pt. Yadram Sec. Public School

Sub – G.K.

Worksheet no. 3

L= 7 and 8

Q1= Write five names of different parts of a plant.

(1)

(2)

(3)

(4)

(5)

Q2= Write two flower vegetables name.

(1)

(2)

Q3= Write two leaves vegetables name.

(1)

(2)

Q4= Write two root vegetables name.

(1)

(2)

Q5= Write two stem vegetables name.

(1)

(2)